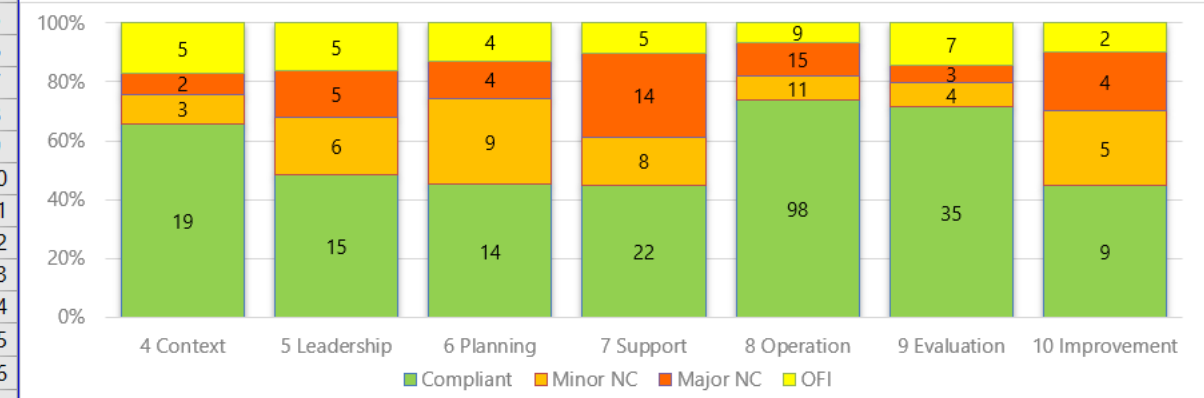


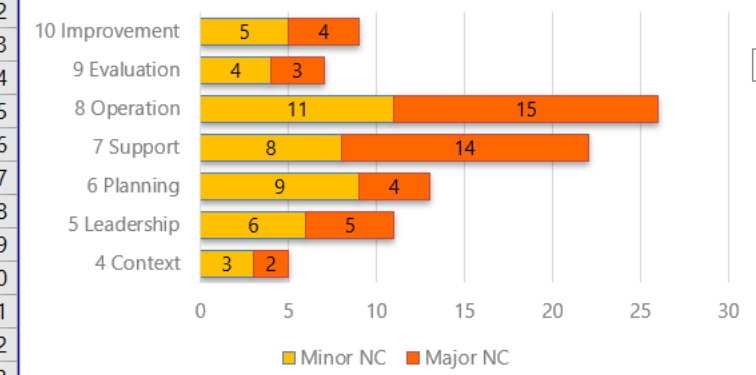
Q3

Use this audit checklist to determine the extent to which your quality management system conforms to requirements by determining whether those requirements have been effectively implemented and maintained. This template will help you to assess the state of your existing management system and identify process weakness to allow a targeted approach to prioritizing corrective action.

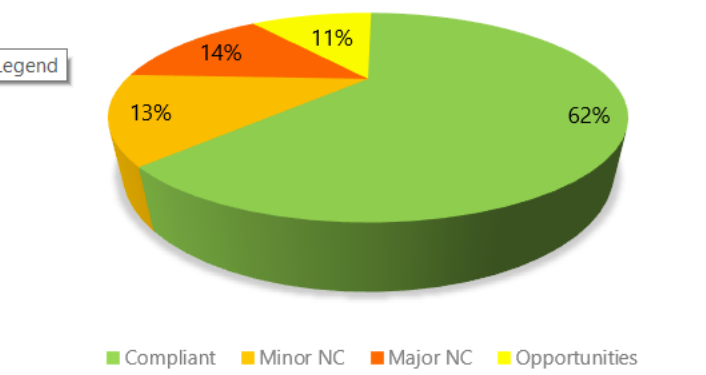


Compliance per Domain
This chart displays your organization's conformity to the main clauses of the standards (green bar). Non conforming requirements are shown as the two orange bars, and OFIs are shown as the yellow coloured bar.

Compliance per Standard
This chart displays the percentage and ratio of various audit non-conformances throughout the requirements of ISO 9001:2015, ISO 14001:2015 and ISO 45001:2018.



Non-conformance Summary
This chart displays the percentage and ratio of various categories of non-conformances throughout the your organization's management system.



Progressive Count:

	Compliant	Minor NC	Major NC	OFI	X Ref.
4 Context	19	3	2	5	24
5 Leadership	15	6	5	5	26
6 Planning	14	9	4	4	27
7 Support	22	8	14	5	44
8 Operation	98	11	15	9	124
9 Evaluation	35	4	3	7	42
10 Improvement	9	5	4	2	18
	212	46	47	37	305
				X Ref.	305

Validation Formula Count:

	Compliant	Errors	0
Compliant	212	Errors	0
Minor NC	46	Errors	0
Major NC	47	Errors	0
Opportunities	37	Errors	0
	305	0	0

Entry Errors:

0 Entries yet to be entered 0 Errors